

SINGER
91K1,K2

ILLUSTRATED
LIST OF PARTS
FOR
Class 91K Machines
(91K1 and 91K2).

THE SINGER MANUFACTURING COMPANY.

1921.

95852



95855



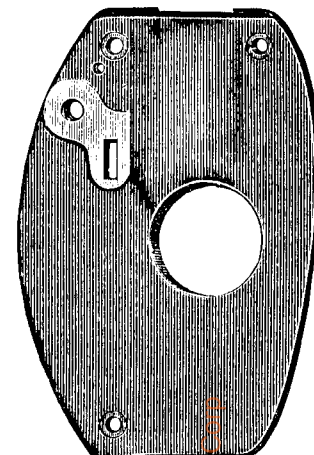
95935



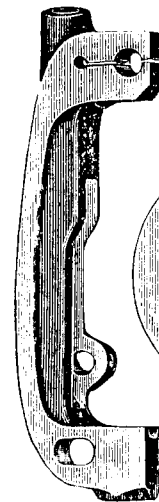
95883




95861



95904




8300




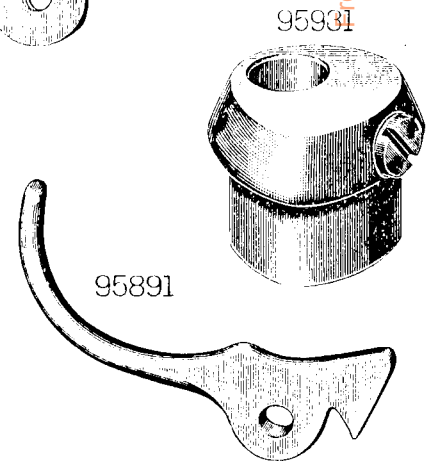
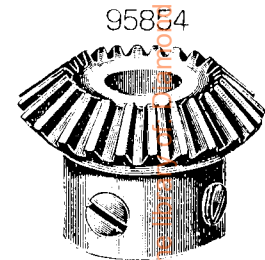
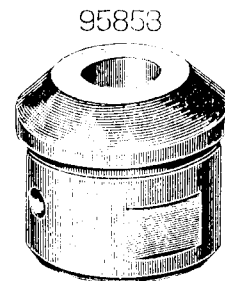
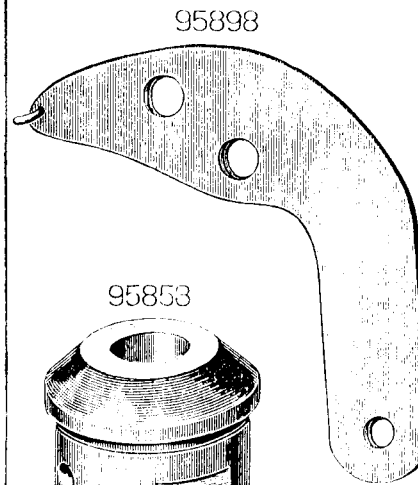
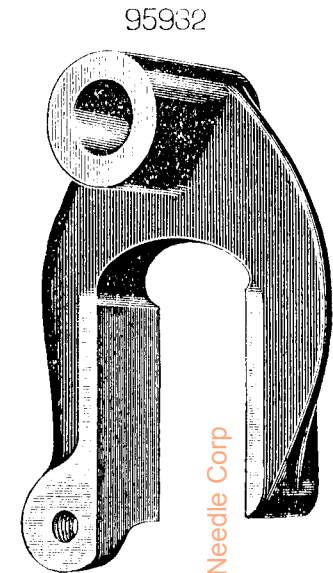
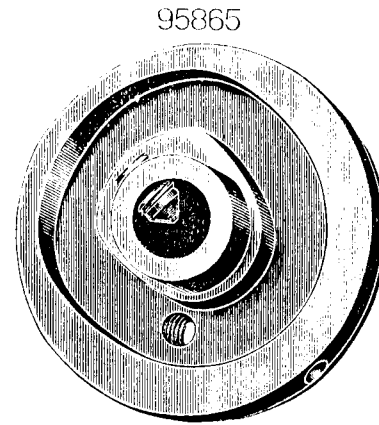

From the library of the Diamond Needle

95933



95937






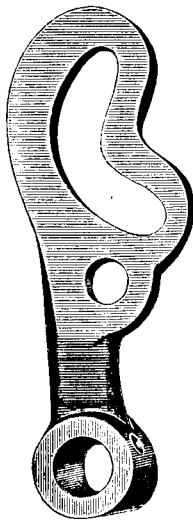
95891

From the files of the Needle Corp

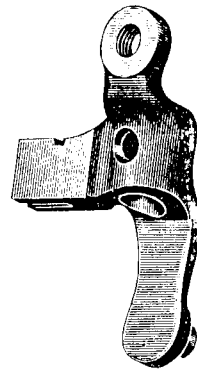
95894



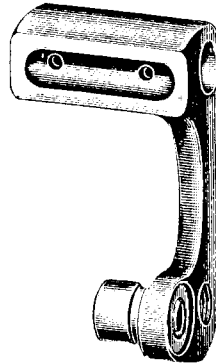
95875



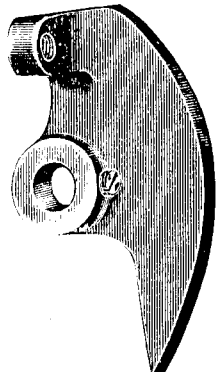
95890



95866



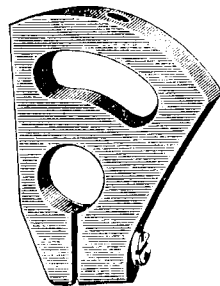
95903



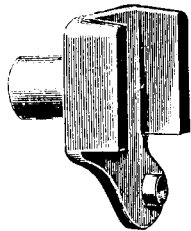
95884



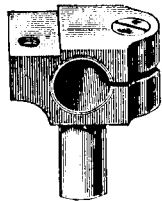
95897



95867



95885



91817



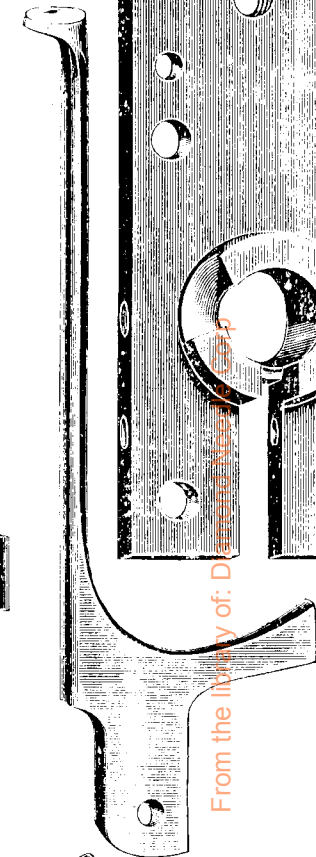
95927




95876



95877



95879



95871




95928



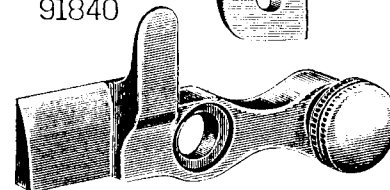
95872



91822



91840



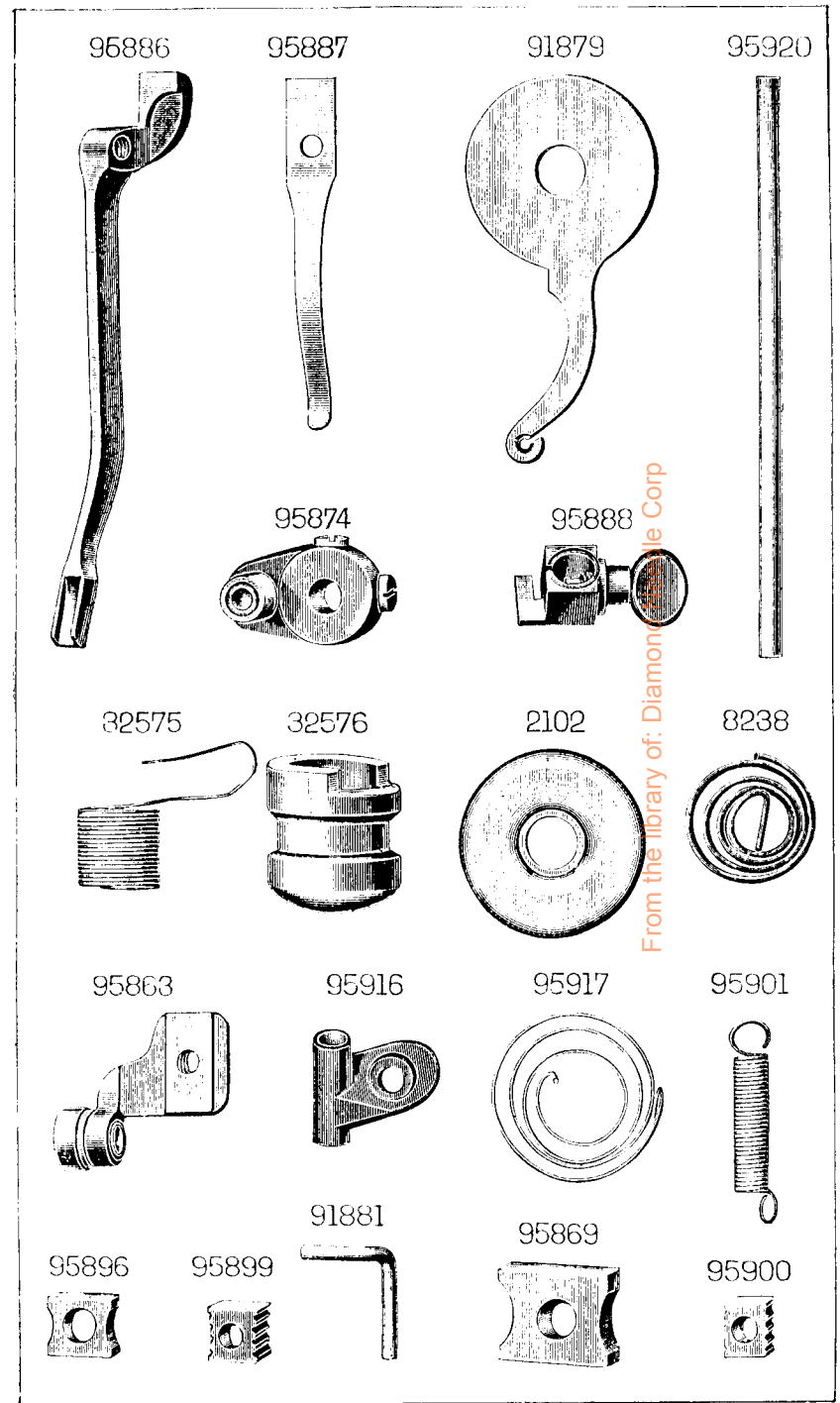
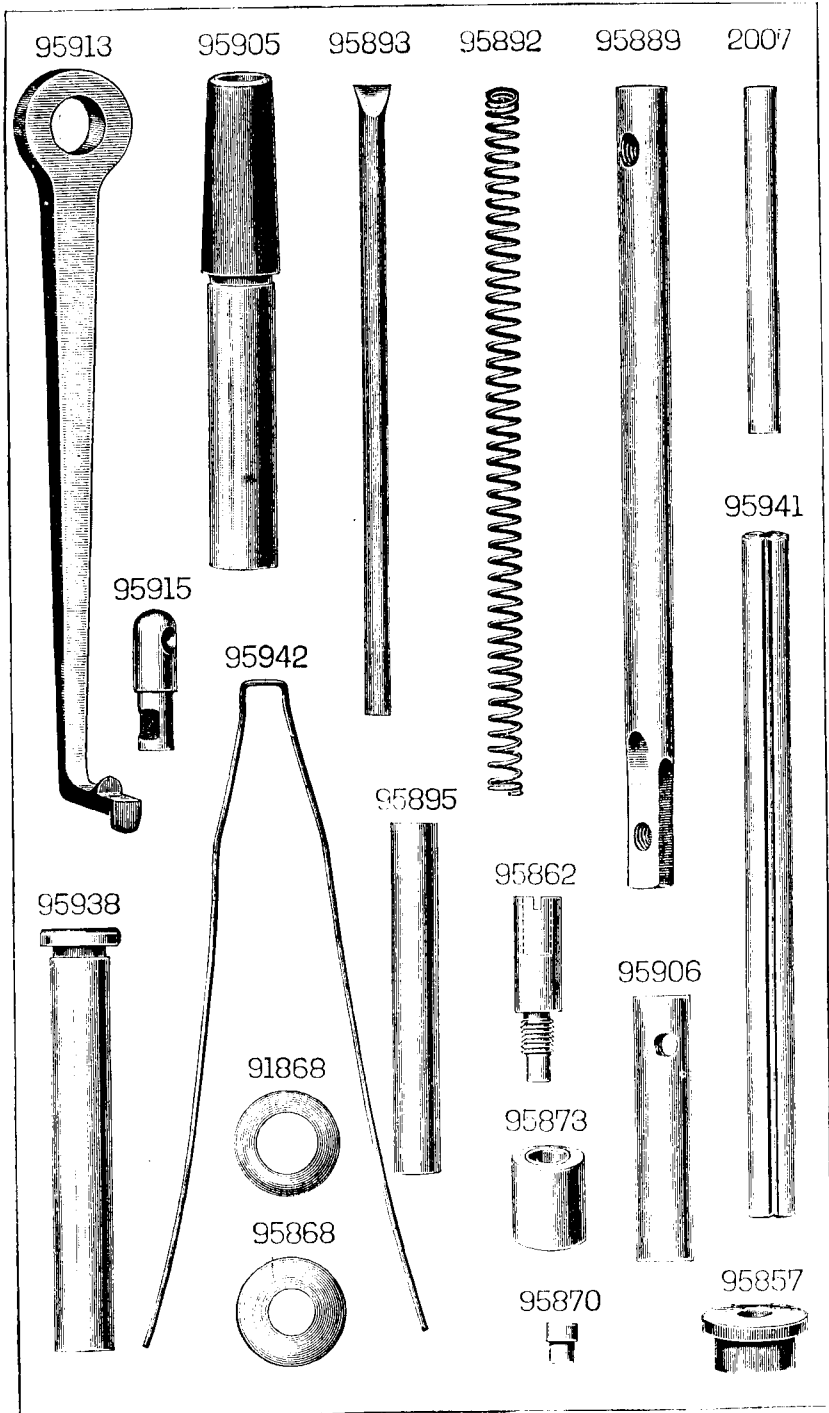
80036



91824



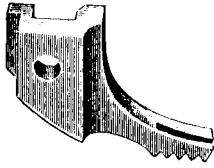
From the library of: D. J. ...



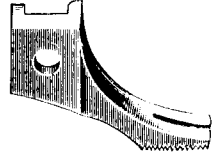
95909



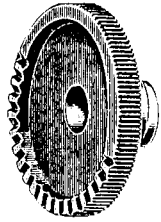
95908



95923



95910



95912



82462



95911




2809



8294



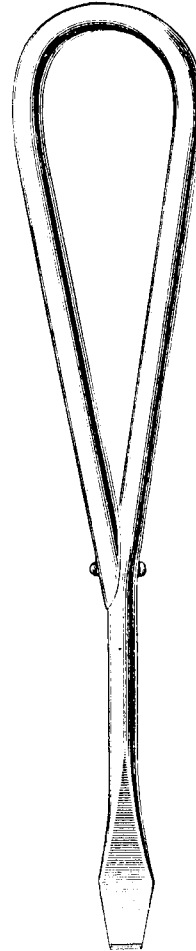
95945



4389




25537





86405



36569



From the library of: Diamond Needle Corp



From the library of: Diamond Needle Corp

ILLUSTRATED LIST OF PARTS

FOR

91K1 and 91K2 Machines

In ordering from this List, the prefix and affix letters, with the part number, **MUST BE** quoted exactly as they are shown in the first column.

A number always indicates the same part, in whatever List it may appear, or for whatever machine.

The prefix *SS* indicates Screws made only at Singer.

" " *NN* " Nuts made only at Singer.

" " *RR* " Rollers and Studs made only at Singer.

The affix Letters (where shown) indicate the style of finish, as follows: --

- A. Hardened, Polished and Plated.
- B. Polished and Plated.
- C. Hardened only.
- D. Polished only.
- E. Soft, not Polished.
- F. Hardened and Polished.
- H. Blued.
- J. Plated only.
- K. Hardened and Plated.
- L. Brass or Gilt.
- M. Oxidised.
- P. Japanned.
- R. Parkerised.

In this series:

- 1 to 1500 and 50001 to 51500 are Screw Numbers.
- 1501 " 1800 are Nut Numbers.
- 1801 " 2000 " Roller "
- 2001 " 50000 are numbers of machine parts, etc.
- 80001 " 100000 are numbers of machine parts, etc.,
made only at Singer.

Parts marked with an asterisk () are furnished only when the repairs are made at Factory.*

PARTS COMPLETE

FOR

No. 91K1 MACHINE

Has Direct Driven Cam Looper Mechanism and a Climbing Presser; makes a Double Chain Stitch (Piqué); diameter of Post $\frac{1}{2}$ " ; for Glove Work.

No.	Plate							
*95851	--	Arm
4389	1354	" Dowel Pin (2)
95858	--	" Oil Tube
138c	1356	" Screw (3)
95852	1347	Arm Shaft (horizontal)
95853	1349	" " " Bush (front)
443c	1356	" " " " " Set Screw
95930	1349	" " " " (rear)
450c	1356	" " " " " Set Screw
95854	1349	" " " Gear with two 1259c
1259c	1356	" " " " Set Screw
95855	1347	" " (upright)
95931	1349	" " " Cam with 177c
95932	1349	" " " " Fork
1395f	1357	" " " " " Hinge Screw
177c	1356	" " " " Set Screw
95854	1349	" " " Gear with two 1259c...
1259c	1356	" " " " Set Screw
8300	1347	Arm Side Cover
286d	1356	" " " Thumb Screw
2007	1352	" Spool Pin
95857	1352	" " " Bushing
95859	--	Balance Wheel (2" diam.) with 446c and 1285c
95933	1347	" " (2 $\frac{1}{2}$ " ") " 446c " 1285c
95934	--	" " (3 $\frac{1}{2}$ " ") " 446c " 1285c
<i>NOTE:--Balance Wheel No. 95933 is supplied with this Machine unless otherwise specified on order.</i>								
95945	1354	Balance Wheel Handle (Wood)
SS470d	1356	" " " Screw Spindle
1285c	1356	" " Position Screw
446c	1356	" " Set Screw
*95860	--	Bed

From the library of: Diamond Needle Corp

No.	Plate						
95861	1347	Face Plate
190d	1356	" " Screw (3)
95862	1352	" " Stud
95863	1353	Face Plate Thread Nipper Bracket with 1823
5/2 SS65b.	1356	" " " " " Screw
82462	1354	" " " " " Washer
1823	1357	" " " " " Roller
95865	1349	Feed Cam with 1375c
1375c	1357	" " Set Screw
95866	1350	Feed Lever with 1819
1819	1357	" " Roller
95944	---	Feed Lifting Mechanism , complete, Nos. SS403d, 442c, 1521c, 1550d, 1830, 95892, 95894, 95895, 95897 to 95900, 95903, two each SS399c and 664c	12/22
95867	1350	Feed Regulator with 95870
95869	1353	" " Slide Block
978c	1356	" " " " Hinge Screw
95868	1352	" " Spring Washer
647d	1356	" " " " Screw
95870	1352	" " Stud
SS398c	1356	" Regulating Thumb Screw
184c	1356	" " Stop Screw
91817	1351	Looper
95943	---	" 91817 with 95871
95875	1350	Looper Cam
788c	1356	" " Hinge Screw
95927	1351	Looper Column with 80036
95928	1351	" " Hinged Needle Plate
91822	1351	" " " " " Hinge Pin
80036	1351	" " Thread Guide Pin
95929	---	Looper Column , complete, Nos. 1148c, 91822, 95872 to 95874, 95879, 95927, 95928 and 95943
95879	1351	Looper Frame
SS44c	1356	" " Binding Screw (long) (2)
158c	1356	" " " " (short) (2)
91824	1351	" " Pin (2)
95935	1347	Looper Pitman
648c	1356	" " Hinge Screw (2)

No.	Plate						
95871	1351	Looper Spindle
95873	1352	" " Bush
1148c	1356	" " " Set Screw
95872	1351	" " Collar with SS447c
SS447c	1356	" " " Set Screw
95874	1353	" " Crank with 1963 and two 229c 233c.	7/23
1963	1357	" " " Roller
233c 229c	1350	" " " Set Screw	7/23
*95919	---	Looper Thread Spool Holder Plate
*95920	1353	" " " " " Hinge Pin
*95936	---	" " " " " Pin
95937	1347	Looper Thread Spool Holder , complete, Nos. 95919 and 95936
95918	---	Machine Base
8294	1354	" " Hinge Connection
2809	1354	" " " " Hinge Pin
453c	1356	" " " " Set Screw
282d	1356	" " Thumb Screw
95921	---	Machine Base , complete, 282d, 95918, 95937, two each 453c, 2809 and 8294
95883	1347	Needle Bar with 95926
95884	1350	" " Connecting Link with 794c
794c	1356	" " " " Adjusting Screw
1330c	1357	" " " " Hinge Screw
95885	1350	" " " Stud with 175c
175c	1356	" " " " Clamping Screw
95886	1353	" " Thread Nipper
SS83c	1356	" " " " Hinge Screw
95887	1353	" " " " Spring
208f	1356	" " " " " Binding Screw
95888	1353	Needle Clamp with 552c
95926	---	" " Position Pin
552c	1356	" " Thumb Screw
91840	1351	Needle Plate Latch with 286d
SS9d	1356	" " " Hinge Screw
286d	1356	" " " Thumb Screw
95889	1352	Presser Bar
95890	1350	Presser Bar Guide Bracket with SS202c
SS202c	1356	" " " " Adjusting Screw
1155c	1356	" " " " Set Screw

No.	Plate								
95891	1349	Presser Bar Lifter
184c	1356	"	"	"	Hinge Screw
95898	1349	"	"	"	Lifting Cam Lever, with 95902
95903	1350	"	"	"	"	Adjusting Bracket with 460c
442c	1356	"	"	"	"	"	Adjusting Screw
1550d	1357	"	"	"	"	"	Adjusting Screw Nut
460c	1356	"	"	"	"	"	Set Screw
95899	1353	"	"	"	"	Segment Block (lower)
SS399c	1356	"	"	"	"	"	Screw Stud
664c	1356	"	"	"	"	"	Screw Stud End Screw
95900	1353	"	"	"	"	Segment Block (upper)
SS399c	1356	"	"	"	"	"	Screw Stud
664c	1356	"	"	"	"	"	Screw Stud End Screw
95901	1353	"	"	"	"	Spring
95902	—	"	"	"	"	Hook
1830	1357	"	"	"	"	Roller and Stud
1521c	1357	"	"	"	"	"	Lock Nut
95894	1350	"	"	"	"	Lever
95895	1352	"	"	"	"	Hinge Pin
SS236c	1356	"	"	"	"	"	Set Screw (2)
95897	1350	"	"	"	"	Segment with 1143c
1143c	1356	"	"	"	"	"	Binding Screw
SS403d	1356	"	"	"	"	"	Spring Screw Stud
95896	1353	"	"	"	"	Slide Block
95904	1347	Presser Bar Pendulum Bracket
95905	1352	"	"	"	"	Bush
95906	1352	"	"	"	"	Feed Lever Stud
1155c	1356	"	"	"	"	"	Set Screw
95938	1352	"	"	"	"	Hinge Stud
1396c	1357	"	"	"	"	"	Clamping Screw
95892	1352	Presser Bar Spring
95893	1352	"	"	"	"	Guide Wire
SS424d	1356	"	"	"	"	Regulating Thumb Screw
95907	—	Presser Foot (plain, serrated teeth)
95923	1354	Presser Foot (plain, pyramidal teeth)
190f	1356	"	"	"	"	(plain) Screw
95908	1354	Presser Foot (Adjustable, serrated teeth)
95909	1354	"	"	"	"	(" " ") Side

No.	Plate								
95924	—	Presser Foot (adjustable, pyramidal teeth)
95925	—	"	"	"	"	"	"	"	"
82f	1356	"	"	"	"	(adjustable) Screw

NOTE.—Presser Foot No. 95923 is regularly supplied with this machine. If an Adjustable Foot is required it should be specified on order, and will then be supplied at an extra charge.

95910	1354	Presser Foot (Adjustable) Side Eccentric
95911	1354	"	"	"	"	"	"	"	"
230d	1356	"	"	"	"	"	"	"	"
SS401c	1356	"	"	"	"	"	"	"	"
1718c	1357	"	"	"	"	"	"	"	"
95912	1354	"	"	"	"	"	"	"	"
95913	1352	Seam Guide
64d	1356	"	"	"	"	Hinge Screw
91868	1352	"	"	"	"	Spring Washer
184d	1356	"	"	"	"	Stop Screw

NOTE.—Seam Guide No. 95913 is only supplied with this machine when specified on order and at an extra charge.

2102	1353	Tension Disc
413c	1356	"	"	"	"	Screw Stud
8238	1353	"	"	"	"	Spring
1560d	1357	"	"	"	"	Regulating Thumb Nut
95914	—	Tension, complete, Nos. 413c, 1560d, 8238 and two 2102
95915	1352	Tension Thread Guide
SS236c	1356	"	"	"	"	Set Screw
95916	1353	Thread Guide Bracket
207d	1356	"	"	"	"	Screw
91879	1353	Thread Take-down
SS21d	1356	"	"	"	"	Hinge Screw
95917	1353	"	"	"	"	Spring
91881	1353	"	"	"	"	Stop Pin
175d	1356	"	"	"	"	"	Screw
32575	1353	Thread Take-up Spring
32576	1353	"	"	"	"	Regulator
453c	1356	"	"	"	"	"	Set Screw

From the library of the Diamond Needle Corp.

PARTS SPECIAL

TO

No. 91K2 MACHINE

Has Direct Driven Cam Looper Mechanism and a Climbing Presser ;
 makes a Double Chain Stitch (Piqué) ; diameter of Post $\frac{1}{16}$ " ;
 for Children's Gloves

This Machine is the same as No. 91K1 with the following exceptions :

No.	Plate	
95876	1351	Looper Column with 80036
95877	1351	" " Hinged Needle Plate
95878	---	Looper Column, complete, Nos. 1148c, 91822, 95872 to 95874, 95876, 95877, 95879 and 95943

Accessories

No.	Plate	
---	---	Instruction Book
46 x 1	---	Needles (two each sizes 7, 8 and 9)
36569	1355	Oiler
25537	1355	Screw Driver
86405	1355	Tweezers
---	---	Wood Screws, $1\frac{1}{2}$ " x $\frac{1}{4}$ " (2)

Spool Holder for Table

This Spool Holder is only supplied with machine when specified on order, and at an extra charge.

No.	Plate	
95940	1348	Looper Thread Spool Holder Bracket with 50421c
95941	1352	" " " " " Spool Pin
50421c	1357	" " " " " " " Set Screw
95942	1352	" " " " " " " Spring
226e	1356	" " " " " " " Screw
---	---	" " " " " Screw (Wood) 1" No. 12
95939	---	Looper Thread Spool Holder, complete, Nos. 226e, 95940 to 95942, and three Wood Screws, 1" No. 12